

2009 Airbus A330-200



AIRBUS A330-200

AIRCRAFT IDENTIFICATION

Aircraft Model	AIRBUS A330-223
Manufacturer Serial Number	
Manufacture Date	Q1 – 2009
Aircraft Registration	TBA
Engines Model	PW4168A
Sharklets/Winglets	YES
Noise Abatement Compliance	Stage IV iaw. ICAO Annex 16, Volume 1
Approach Category	CAT III Capable
ETOPS	180 min
Over Water	YES

WEIGHTS, OPERATIONAL	Metric	US Customary
Maximum Taxi Weight (MTW)	233`900 (kg)	515`661 (lbs.)
Maximum Take Off Weight (MTOW)	233`000 (kg)	513`677 (lbs.)
Maximum Landing Weight (MLW)	182`000 (kg)	401`241 (lbs.)
Maximum Zero Fuel Weight (MZFW)	170`000 (kg)	374`786 (lbs.)
Operator`s Empty Weight (OEW)	121`397 (kg)	267`635 (lbs.)
Maximum Payload	48`632 (kg)	107`215 (lbs.)
Maximum Fuel Capacity	139`090 (Litres)	36`746 (USG)
Auxiliary Fuel Capacity	None	None

AIRFRAME STATUS

Total Airframe Hours	32`048
Total Cycles	6`525
Status Date	23-AUG-2017

NOTE: WV 022

MAINTENANCE STATUS

C - Check interval	24 MO
6Y - Check interval	72 MO
12Y - Check interval	144 MO
Last C - Check	5C on 26 – APR – 2017 at 32`043 FH & 6`524 FC
Last 6Y – Check	10 – NOV – 2014 at 26`331 FH & 4`937 FC
Last 12Y – Check	NONE
Next C – Check	APR – 2019
Next 6Y – Check	NOV – 2020
Next 12Y - Check	JAN – 2021

ENGINE / APU DETAILS	Engine 1	Engine 2	APU
Manufacturer	Pratt & Whitney	Pratt & Whitney	Honeywell
Model	PW4168A	PW4168A	GTCP 331-350C
Thrust Rate	68`600 Lbf	68`600 Lbf	

ENGINE / APU STATUS	Engine 1	Engine 2	APU
Serial Number	TBA	TBA	TBA
Total Time Since New	27`336	27`016	5`746
Total Cycles Since New	5`424	5`413	6`739
Last Shop Visit	MAR-2015 (EPR)	SEP-2016 (EPR)	JAN-2016
Hours Since Last Shop Visit	4`745	7	6
Cycles Since Last Shop Visit	1`253	2	14
Last Overhaul	NONE	NONE	JAN-2016
Hours Since Last Overhaul	N/A	N/A	6
Cycles Since Last Overhaul	N/A	N/A	14
First LLP Limiter	7`176	7`187	TBA
Status Date	23-AUG-2017	23-AUG-2017	23-AUG-2017

LDG DETAILS	NLG	LH MLG	RH MLG
Manufacturer	Messier Dowty		
Part Number	D23581100-16	10-210101-003	10-210201-003
Serial Number	TBA	TBA	TBA
Position	NLG	LH MLG	RH MLG
Cycles Since New	6`525	6`525	6`525
Last Overhaul Date	NONE	NONE	NONE
Cycles Since Overhaul	N/A	N/A	N/A
Remaining Cycles	10`475	10`475	10`475
Overhaul Due Date	JAN-2019	JAN-2019	JAN-2019
Overhaul Interval	17`000 CYC or 10 Years	17`000 CYC or 10 Years	17`000 CYC or 10 Years
Brakes & Part Number		BF Goodrich P/N: 2-1577-X	
Wheels & Part Number	BF Goodrich P/N: 3-1596	BF Goodrich P/N: 3-1546	
Status Date	23-AUG-2017	23-AUG-2017	23-AUG-2017

ENGINE Pos.#1 - LLP

STAGE	PART NO.	SERIAL NO.	LIMIT	REMAIN
LP COMPRESSOR / FAN MODULE				
LPC - DRUM ROTOR (1.3,1.6,2,3,4 STAGES)	50B882-01	CBDUCM1775	15`000	9`576
LPC - FRONT HUB	52B021	CBDUCM9715	15`000	9`576
LPC -/LPT TURB SHAFT COUPLING	51A275	CLDLDC1527	15`000	9`576
HP COMPRESSOR MODULE				
HPC - 5TH STAGE DISK	54H405	CENCBE4263	15`000	9`576
HPC - DRIVE SHAFT	54H767	CENCC25668	15`000	9`576
HPC - DRUM ROTOR (13-15 STAGES)	58H236-01	CENCDM3907	15`000	10`259
HPC - DRUM ROTOR (6-12 STAGES)	50S106-01	CLDLDF3876	15`000	9`576
HPC - FRONT HUB	51H572	CENCCY6561	15`000	9`576
HPC - INLET/DIFFUSER AIRSEAL (REF 1435)	54H792	CENCDG6899	15`000	9`576
HP TURBINE MODULE				
HPT - FRONT T1 HUB	51L901	CKLBKC9994	15`000	9`576
HPT - REAR INTERMEDIATE T2 HUB	52L002	CKLBKE8584	15`000	9`576
HPT - T1 AIRSEAL OUTER ROTATING (REF 1752)	50L879	CKLBJ55808	12`600	7`176
HPT - T1 RING AIRSEAL (REF 1756)	50L664	CKLBKD8629	15`000	9`576
HPT - T2 AIRSEAL (ROTATING)	53L030	CKLBJ68385	13`900	8`476
HPT - T2 BLADE RETAINING PLATE	50L242	CKLBJ59293	15`000	9`576
LP TURBINE MODULE				
LPT - 3RD STAGE AIRSEAL (REF 1224)	50N521	CLDLC19097	15`000	9`576
LPT - 3RD STAGE DISK	50N803	CLDLDF9006	15`000	9`576
LPT - 4TH STAGE AIRSEAL	51N038	CLDLC57216	15`000	9`576
LPT - 4TH STAGE DISK	51N404	CLDLDG2564	15`000	9`576
LPT - 5TH STAGE AIRSEAL	50N419	CLDLC89141	15`000	9`576
LPT - 5TH STAGE REAR HUB	51N505	CLDLDB4462	15`000	9`576
LPT - 6TH STAGE DISK	50N886	CLDLDG0906	15`000	9`576
LPT - 3RD STAGE AIRSEAL	50N420	CLDLDE6028	15`000	9`576
LPT - 7TH STAGE DISK	50N587	CLDLDB5387	15`000	9`576
LPT - SHAFT - FRONT COMPR DRIVE	52A519-01	CLDLDF9493	15`000	9`576

ENGINE Pos.#2 - LLP

STAGE	PART NO.	SERIAL NO.	LIMIT	REMAIN
LP COMPRESSOR / FAN MODULE				
LPC - DRUM ROTOR (1.3,1.6,2,3,4 STAGES)	50B882-01	CBDUCM1776	15`000	9`587
LPC - FRONT HUB	52B001	CBDUCN0661	15`000	9`587
LPC -/LPT TURB SHAFT COUPLING	51A274	CLDLDC1537	15`000	9`587
HP COMPRESSOR MODULE				
HPC - 5TH STAGE DISK	54H405	CENCBE4258	15`000	9`587
HPC - DRIVE SHAFT	54H767	CENC DL8184	15`000	9`587
HPC - DRUM ROTOR (13-15 STAGES)	58H236-01	CENC DM3917	15`000	9`587
HPC - DRUM ROTOR (6-12 STAGES)	50S106-01	CLDLDF3882	15`000	9`587
HPC - FRONT HUB	51H572	CENCCY6546	15`000	9`587
HPC - INLET/DIFFUSER AIRSEAL (REF 1435)	54H792	CENC DG6901	15`000	9`587
HP TURBINE MODULE				
HPT - FRONT T1 HUB	51L901	CKLBKE8188	15`000	9`587
HPT - REAR INTERMEDIATE T2 HUB	52L002	CKLBKE8437	15`000	9`587
HPT - T1 AIRSEAL OUTER ROTATING (REF 1752)	50L879	CKLBJS5815	12`600	7`187
HPT - T1 RING AIRSEAL (REF 1756)	50L664	CKLBKD8631	15`000	9`587
HPT - T2 AIRSEAL (ROTATING)	53L030	CKLBJ68380	13`900	8`487
HPT - T2 BLADE RETAINING PLATE	50L242	CKLBJ59303	15`000	9`587
LP TURBINE MODULE				
LPT - 3RD STAGE AIRSEAL (REF 1224)	50N521	CLDLC19088	15`000	9`587
LPT - 3RD STAGE DISK	50N803	CLDLDF0486	15`000	9`587
LPT - 4TH STAGE AIRSEAL	51N038	CLDLC57162	15`000	9`587
LPT - 4TH STAGE DISK	51N404	CLDLDG2568	15`000	9`587
LPT - 5TH STAGE AIRSEAL	50N419	CLDLC89118	15`000	9`587
LPT - 5TH STAGE REAR HUB	51N505	CLDLDH0002	15`000	9`587
LPT - 6TH STAGE DISK	50N886	CLDLDG0908	15`000	9`587
LPT - 7TH STAGE DISK	50N587	CLDLDB5370	15`000	9`587
LPT - SHAFT - FRONT COMPR DRIVE	52A519-01	CLDLDF9499	15`000	9`587
LPT - THRUST BALANCE AIRSEAL	50N420	CLDLDE6029	15`000	9`587

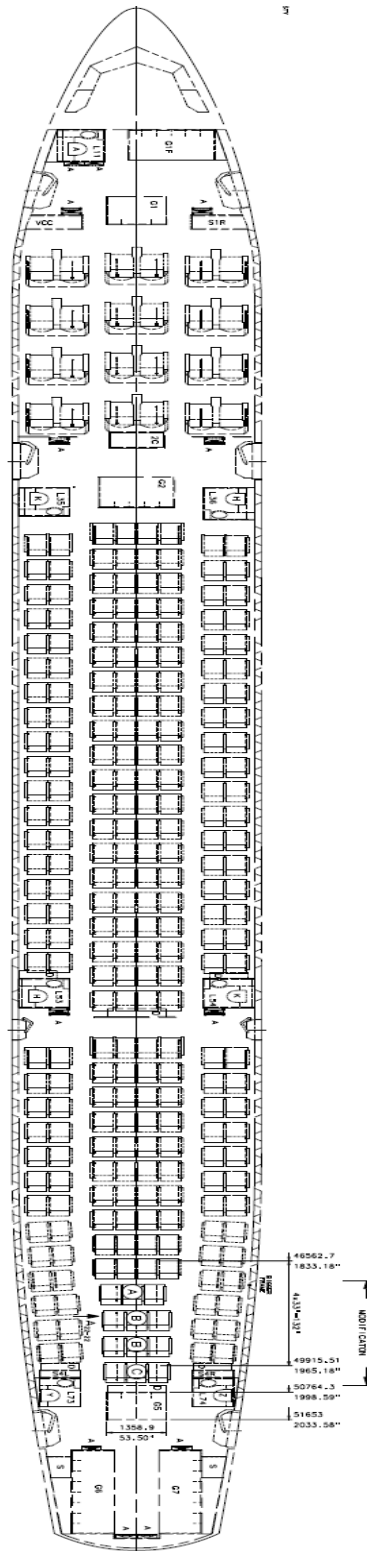
MAJOR AVIONICS EQUIPMENT

DESCRIPTION	MANUFACTURER	PART NUMBER	QTY
ATA 22 – Automatic Flight Controls			
Flight Management Guidance Computer	Thales Avionics	C13039CA01	2
MCDU (Multifunction Control Display Unit)	Thales Avionics	C19266BA01	3
ATA 23 – Communications			
RADIO Management Panel	Thales Avionics	C12848CA01	3
VHF COMM. Transceivers (Incl. 8.33 & FM imm.)	Rockwell Collins	822-1250-020	3
HF COMM. Transceivers	Rockwell Collins	822-0330-020	2
SSCVR (Cockpit Voice Recorder) (120 min)	L3-COMM.	2100-1020-02	1
ATA 25 – Furnishings			
ELT – Emergency Locator Transmitter Fixed (121.5 / 243 / 406 MHz)	Thales Avionics	S1821502-02	1
ATA 31 - Indication and Recording System			
FWC (Flight Warning Computer)	AIRBUS SAS	LA2E20202T40000	2
SSFDR (Solid State Flight Data Recorder) (25 Hr&256 Words/sec)	L3-COMM.	2100-4043-02	1
ATA 34 – Navigation			
ADIRU (Air Data Inertial Reference Unit)	Litton Aero Products	465020-03030316	3
ATC Transponder (Mode S – ELS & EHS Compliant)	L3-COMM.	7517800-10005	2
ATC / TCAS Control Unit	Thales Avionics	C12404AB02	1
T2CAS Computer (TAWS)	ACSS	9000000-11414	1
WR (Weather Radar) Transceiver	Rockwell Collins	822-1710-203	2
RA (Radio Altimeter) Transceiver	Thales Optronique	9599-607-19502	2
VOR (VHF Omnidirectional Range) (Incl. FM imm.)	Rockwell Collins	822-0297-020	2
DME (Distance Measurement Equipment) Interrogator	Rockwell Collins	822-0329-020	2
ADF Receiver	Honeywell	066-50014-0202	1

CAA REQUIREMENTS	COMPLIANCE	NOTES
EASA TCDS	EASA.A.004	
EGPWS	Yes	
Area Navigation	Yes	BRNAV & PRNAV
Elementary Surveillance (ELS)	Yes	
Enhanced Surveillance (EHS)	Yes	
Predictive Windshear	Yes	
GPS Installed	Yes	
SATCOM Installed	Yes	
ELT 121.5 / 406 MHz	Yes	
RVSM / FM Immunity & 8.33 KHz Chanel spacing	Yes	
TCAS	Yes	Change 7.1
Cockpit Door Surveillance System	Yes	


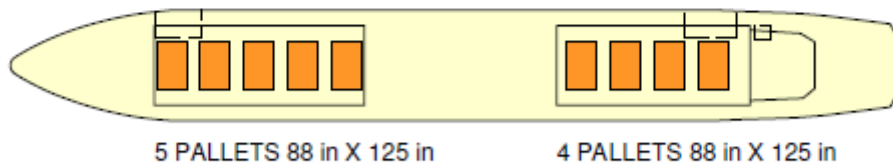
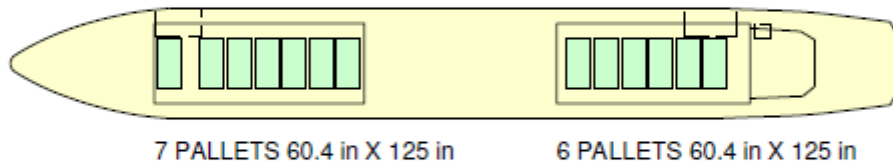
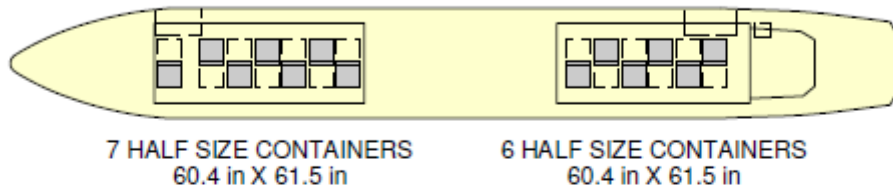
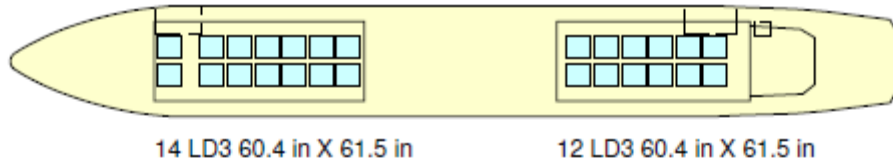
INTERIOR CONFIGURATION

Galleys	5 (G1; G2; G5; G6; G7)	Catering Standard	ATLAS
Lavatories	7 (1+4+2)	Cargo Configuration	Semi-Auto CLS + Bulk
Attendant Seats	11	Cockpit Configuration	Standard (2+2)
In Flight Entertainment	Yes (Panasonic eX2 ISV)	CREW Rest	2 Bunks (FWD)
Seats	Quantity	Manufacturer	Part Number
Business Class	24	SICMA	14052XX-XXX
Economy Class	259	WEBER AIRCRAFT	862082-XXX



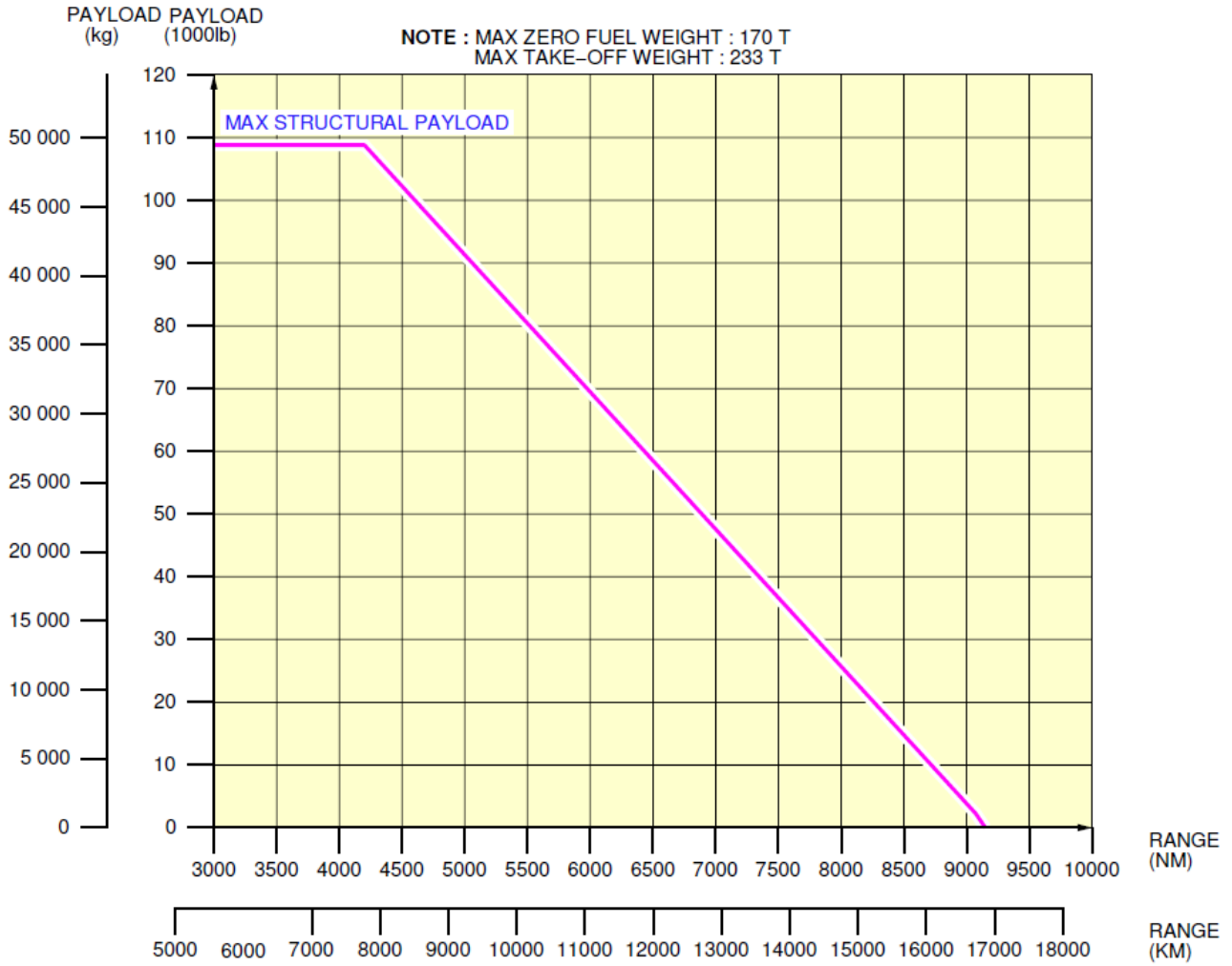
CARGO CONFIGURATION

Cargo Configuration	CLS + Bulk	Designee (Fire Detection/Protection) class	C
Cargo Volume	132.4 ³ Metres	ULDs	26 x LD-3
Load Limitation	37`578 Kg	Main Cargo Door(s)	106" x 66"



PERFORMANCE

NOTE : THESE CURVES ARE GIVEN FOR INFORMATION ONLY
THE APPROVED VALUES ARE STATED IN THE "OPERATING
MANUALS" SPECIFIC TO THE AIRLINE OPERATING THE AIRCRAFT.



DELIVERY CONDITIONS

The Aircraft will be delivered at an EASA or FAA approved maintenance facility in a location to be advised.

- Airframe:** In January 2017, the Aircraft shall be fresh out of a C-Check. At delivery, there shall be no scheduled tasks accomplishment required before January 2019, 6,000 flight hours and 1,500 cycles, whichever is the most limiting factor.
- Engines:** Each Engine shall have no more than 5,000 flight hours and 1,500 cycles since last performance restoration shop visit and sufficient EGT margin, with no defect present, to allow at least 6,000 flight hours and 1,500 cycles until next expected removal.
- Each engine LLP shall have no less than 1,500 cycles life remaining until removal.
- APU:** The APU shall have no more than 2,000 APU hours since last APU performance restoration.
- Landing Gear:** Landing gear shall not be due restoration before January 2019, or within 4,000 cycles, according to the manufacturer MPD.
- Components:** Each component installed on the Aircraft shall be serviceable and be supported by an EASA Form 1 or FAA Form 8130.
- Each component installed on the Aircraft that has a flight hour, cycle or calendar limit, shall not be due removal before April 2018, 6,000 flight hours, 1,500 cycles, whichever is the most limiting factor.
- Paint:** Aircraft shall be painted white.
- Interior Configuration:** Aircraft shall be in 24 B/C 259 Y/C configuration.
- Airworthiness Directives:** All airworthiness directives issued by EASA and / or the FAA which require compliance before January 2018, 1,450 flight hours or 275 cycles, whichever is most limiting, from delivery of the Aircraft shall have been complied with.
- Aircraft Documents:** Aircraft shall have complete, up to date technical records, documentation and manuals and shall include full back to birth traceability for life limited parts.
- Certification:** Aircraft shall meet all the requirements for, and be eligible for an immediate certificate of airworthiness issued by, and registration with, an EASA member state and immediate operation in an EASA member state in full compliance with EASA-OPS regulation.
- Aircraft shall have either a certificate of airworthiness or an export certificate of airworthiness.
- Inspection:** At Buyer's cost, the Seller will perform a maximum power assurance run on each Engine and at Bayer's cost the Seller will perform an acceptance flight, of a duration not more than 2 hours as necessary to demonstrate the satisfactory operation of the Aircraft, with the Buyer or Buyer's representative as observer. Following such acceptance flight, a representative of the Buyer, at Buyer's cost, will perform a complete hot and cold section video borescope on each Engine. Buyer shall not be obliged to accept delivery of the Aircraft unless any defects or deficiencies found during such inspections have been rectified at Seller's cost.